

Ebara MD/E 50-160/7.5

Specifications

Brand	Ebara
Type	MD/E 50-160/7.5
Volume flow Q max. (m ³ /h)	72,0
Delivery height H max. (m)	39,0
Power max. (kW)	7,5
Remarks	Y.o.b. 2013
Stock	1






Description

Used Ebara MD/E 50-160/7.5

Used Ebara MD/E 50-160/7.5 water pump. Complete with a electric motor 50 Hz - 2900 RPM - 7,5 kW and a control cabinet. The pump has the following specifications: Qmax: 72,0 m³/h - Hmax: 39,0 m - Pmax: 7,5 kW. Dimensions: 750x800x1130 mm (LxWxH).



 P.IVA 01234860221 EBARA Via Campo Sportivo, 30 38023 Cles (TN) - ITALY		  MADE IN ITALY	
TYPE	MD/E 50-160/7.5		BP5
Q	24-72 m ³ /h	H 38-27 m	Tmax liquid 90°C
H max	39 m	H min 27 m	IP 55
V3~	400 Δ / 690 Y	A	13,7/7,9
P1/P2	8,45 / 7,5 kW	Hz 50	n 2900 min ⁻¹
IE2-	86,1 (50%)	88,2 (75%)	88,8 (100%)
MEI >	0.70	Hyd. eff.	77.0 %
Ins.C.	F S1 kg 68,7	PIN°	1240890006E



